

8.1 Schlüter®-KERDI



WATERPROOF MEMBRANE

FOR SUBSTRATE PROTECTION

Application and Function

Schlüter®-KERDI is a crack bridging waterproof membrane made of soft polyethylene, which has been covered on both sides with a special fleece webbing to anchor the membrane in suitable tile adhesive.

Schlüter®-KERDI has been developed for bonded waterproofing assemblies with coverings of tiles and pavers. The waterproofing membrane should be bonded to an even, load bearing substrate with an appropriate tile adhesive. The tiles are laid directly on Schlüter®-KERDI using the thin-bed method. Other trowel applied covering materials or plaster may also be applied.

Schlüter®-KERDI-DS is a waterproofing membrane and vapour barrier bonded to a tile covering, e.g. for use in swimming pools and spa areas, as well as for commercial applications with high humidity levels.


Vapour barriers also make sense for moisture-sensitive substrates such as wood, plasterboard and gypsum plaster.

Accessories for Schlüter®-KERDI include inside and outside corners, as well as pipe collars. To seal butt joints or corner joints, Schlüter®-KERDI-BAND, in widths of 8.5, 12.5, 15, 18.5, 25 cm is available.

Schlüter®-KERDI-FLEX, in widths of 12.5 cm or 25 cm, is used to seal over expansion joints or flexible edge joints.

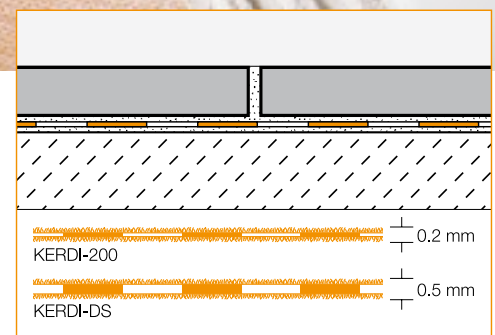
Material

Schlüter®-KERDI 200 is a polyethylene membrane for bonded waterproofing assemblies for all areas with increased moisture loads, with a water vapour retarding value of $s_d = 5.15 \text{ m}$.



Schlüter®-KERDI-DS is a special polyethylene membrane for bonded waterproofing assemblies and serves as a vapour barrier with an s_d value of more than 100 m, which is considered a vapour barrier in physical construction terms. The waterproofing membrane is 0.5 mm thick and equipped with water vapour blocking additives.

The material is physiologically harmless. Cutting waste of both material types is not classified as hazardous waste. Polyethylene is not UV-stable in the long term; the product should not be stored in places with prolonged exposure to direct sunlight.





Material Properties and Areas of Application:

Schlüter®-KERDI is waterproof and resistant to most chemicals commonly encountered in tiled environments. It is resistant to aging, does not rot and is characterised by its elasticity.

Schlüter®-KERDI is highly resistant to saline solutions, acid and alkaline solutions, many organic solvents, alcohols and oils. Information regarding its resistance to specific stresses can be provided if concentration, temperature and period of exposure are known.

Verify that the substrate on which Schlüter®-KERDI is to be placed is even, load bearing and free from moisture. Surfaces which inhibit proper adhesion must be removed or appropriately treated.

Schlüter®-KERDI is suitable for wall and floor surfaces where protection against the penetration of moisture or other harmful substances is necessary.

In such cases, a seal can be provided in areas subjected to damp of categories 0 to C in accordance with the ZDB publication. Surfaces include, bath tub surrounds, gang showers and areas surrounding swimming pools. Industrial applications include, the food industry, breweries and dairies.

If the material requires an official construction permit from German authorities, the corresponding test certificate of national technical approval is available for all load classes and may be requested.

Swimming pools and similar structures are subject to special requirements. Please contact us for further information if you are planning this type of project.

Installation of Schlüter®-KERDI

1. The substrate must be free of bond inhibiting components, load bearing and even. Any unevenness in the substrate must be levelled prior to the application of Schlüter®-KERDI.
2. The type of bonding adhesive used to apply Schlüter®-KERDI depends on the type of substrate. The adhesive must bond to the substrate and mechanically anchor the fleece on the underside of the Schlüter®-KERDI matting. Verify the compatibility of all materials prior to installation.

Note: System tested thin-bed mortar must be used in areas that require special approval of the authorities. Please contact us at the address shown in this data sheet for more details.

3. Apply the bonding adhesive to the substrate using a notched trowel (recommended size: 3 x 3 mm or 4 mm x 4 mm).
4. Individual strips of Schlüter®-KERDI are cut to size. Solidly embed the anchoring fleece on the underside in the adhesive so that its entire surface is bonded. Work the material into the adhesive with the smooth side of a notched trowel or a float, exerting pressure on the Schlüter®-KERDI matting in diagonal strokes. Avoid the formation of air bubbles and observe the open time of the bonding adhesive.
5. Joints can be constructed by overlapping the edges of the Schlüter®-KERDI matting at least 5 cm or by abutting the edges and covering the joint with Schlüter®-KERDI-BAND, which is solidly embedded in the sealing adhesive Schlüter®-KERDI-COLL.
6. Use the pre-fabricated Schlüter®-KERDI corners for inside and outside corners. Schlüter®-KERDI-BAND can also be used in floor/wall connections. The product Schlüter®-KERDI-KM (pipe collar) is specially designed for pipe protrusions. Connections to construction fixtures are easy to establish with Schlüter®-KERDI as well. Depending on the construction situation, Schlüter®-KERDI-FIX can be used to adhere Schlüter®-KERDI, -KERDI-BAND, or -KERDI-FLEX to construction fixtures for creating a bonded waterproofing seal.
7. Clamp or tightly adhere a 50 cm x 50 cm patch of Schlüter®-KERDI onto the flange of the floor drains constructed in the thin-bed method as a connector collar. Then bring the Schlüter®-KERDI mat within 10 cm of the floor drain and adhere it to the connector collar without leaving air pockets. Note on floor drains: Schlüter®-KERDI-DRAIN is a floor drain specifically designed to allow connections to a bonded waterproofing membrane. This allows the simple and fast connection of Schlüter®-KERDI to the floor drain, using the Schlüter®-KERDI collar.





8. Cut Schlüter®-KERDI above structural and seismic expansion joints; then cover the joint with Schlüter®-KERDI-FLEX. Schlüter®-KERDI-FLEX can also be used for flexible finishing edges. Alternatively, Schlüter®-KERDI-BAND may be used, provided a loose fold is left above the joint.
9. The covering can be installed as soon as the entire waterproofing assembly is tightly sealed at all overlaps, corners, and joints. No waiting is required.
10. For the installation of tile, apply dry-setting thin-bed mortar directly over Schlüter®-KERDI and fully embed the tiles in the adhesive.

Suitable reactive resin adhesives and grout mortars must be used for coverings that are likely to be exposed to chemicals.

Note: System tested thin-bed mortar must be used in areas that require special approval of the authorities. Please contact us at the address shown in this data sheet for more details. Do not attempt to peel Schlüter®-KERDI from the bonding adhesive as this will compromise the mechanical bond.

Product overview:

Schlüter®-KERDI

Thickness = 0.2 mm

Length = m	5	30
Width = 1 m	•	•

Schlüter®-KERDI-DS

Thickness = 0.5 mm

Length = m	30
Width = 1 m	•

Schlüter®-KERDI-KEBA (Band)

Ⓐ Thickness = 0.1 mm

Length = m	5	30
Width = 8.5 cm	•	•
Width = 12.5 cm	•	•
Width = 15 cm	•	•
Width = 18.5 cm	•	•
Width = 25 cm	•	•

Schlüter®-KERDI-FLEX

Ⓑ Thickness = 0.3 mm

Length = m	5	30
Width = 12.5 cm	•	•
Width = 25 cm	•	•

Schlüter®-KERDI-KM (Pipe collar)

Ⓒ Thickness = 0.1 mm

Dim. 17 x 17 / Hole 22 mm
KM 5117 / 22 Set = 5 pieces

Schlüter®-KERDI-KERECK

Ⓓ Thickness = 0.1 mm

Internal Corner	2 Pc.	5 Pc.	10 Pc.
prefabricated	•		•
pre-cut section		•	
External Corner	2 Pc.	5 Pc.	10 Pc.
prefabricated	•		•
pre-cut section		•	

Ⓔ Schlüter®-KERDI-COLL

Sealant adhesive	4.25 kg + 1.85 kg
see product data sheet 8.4	

Schlüter®-KERDI-FIX (Installation adhesive)



Ⓕ

Cartridge	grey / 290 ml
	brilliant white / 290 ml
see product data sheet 8.3	

Schlüter®-KERDI-DRAIN (Floor drains)

Ⓖ

see product data sheet 8.2





Text template for tenders:

Supply and bond – including the required overlapping and connections – in a professional manner and according to the manufacturer's specifications

_____ m² Schlüter®-KERDI as a crack bridging polyethylene waterproofing membrane with fleece webbing laminated on both sides for the purpose of anchoring the membrane in the tile adhesive. To be used as waterproofing on an even, load bearing substrate in the form of

a wall made of _____

floor made of _____

with appropriate

adhesive as recommended by the supplier

adhesive, Type _____

Connections to pipe ducts and floor drains

are to be included in unit prices.

are to be charged as extra.

A construction permit is

not required

required for load class

A, Wet rooms with heavy exposure to water

B, Swimming pools, liquid containers

C, Chemical exposure

Material: _____/m²

Labour: _____/m²

Total: _____/m²

Text template for tenders:

_____ m² Schlüter®-KERDI-DS as a vapour-retarding, crack bridging polyethylene waterproofing mat with anchoring fleece laminated on both sides to bond with the tile adhesive, to be supplied and professionally installed on a level and load bearing substrate, while observing the manufacturer's instructions, on

a wall made of _____

floor made of _____

with appropriate

adhesive as recommended by the supplier

adhesive, Type _____

Connections to pipe ducts and floor drains

are to be included in unit prices.

are to be charged as extra.

A construction permit is

not required

required for load class

A, Wet rooms with heavy exposure to water

B, Swimming pools, liquid containers

Material: _____/m²

Labour: _____/m²

Total: _____/m²

Text template for tenders:

Bond in a professional manner and according to the manufacturer's specifications

_____ per metre Schlüter®-KERDI-KEBA as polyethylene waterproofing tape with a fleece webbing laminated on both sides in order to seal

butt joints

floor/wall connections

connections

of the Schlüter®-KERDI waterproofing membrane to fixed elements.

Inside and outside corners

are to be included in unit prices.

are to be charged as extra.

Width of the Schlüter®-KERDI-KEBA:

8.5 cm 12.5 cm 15 cm

18.5 cm 25 cm

Material: _____/m

Labour: _____/m

Total: _____/m

Text template for tenders:

Bond in a professional manner and according to the manufacturer's specifications

_____ per metre Schlüter®-KERDI-FLEX as a highly flexible joint sealing tape of polyethylene foil with anchoring fleece laminated on both sides to

flexible butt joints

flexible floor/wall connections

flexible connections of the Schlüter®-KERDI waterproofing membrane to fixed elements.

Width of Schlüter®-KERDI-FLEX:

12.5 cm 25 cm

Material: _____/m

Labour: _____/m

Total: _____/m

Text template for tenders:

Supply and bond in a professional manner and according to the manufacturer's specifications _____ pieces Schlüter®-KERDI-KM as polyethylene pipe collar with a fleece webbing laminated on both sides.

Material: _____/Piece

Labour: _____/Piece

Total: _____/Piece