

## With BAL Waterproof 1C, no priming is required on most common substrates, including:

- ✓ Plasterboard
- ✓ BAL Board (smooth side)
- ✓ Screeds
- ✓ Concrete
- ✓ BAL Rapid Mat
- ✓ Plywood overlays (floors only)
- ✓ Cement: sand render



### Priming is required on the following:

- Plaster
- Cement boards
- BAL Board (tiling side)


In this instance, use one coat neat of **BAL PRIMER 1C** and allow to dry for 15-30 minutes before applying **BAL WATERPROOF 1C**.



## Application instructions

- 1** **BAL WATERPROOF 1C** can be applied without priming onto plasterboard, cement: sand render, screeds, concrete, plywood overlays, **BAL BOARD** on the smooth side and **BAL RAPID-MAT**.  
If waterproofing onto plaster, cement boards, **BAL BOARD** on the tiling side, prime all surfaces with one coat of neat **BAL PRIMER 1C** and allow to dry for 15-30mins.
- 2** Before applying **BAL WATERPROOF 1C**, use the self-adhesive **BAL SCRIM TAPE** at:
  - Internal and external corners of walls/partitions. Wall junctions with base/upstands/columns. At pipe penetration points/drainage channels/outlets.
  - Junctions of different base/background materials.
  - Cracks and board joints in backgrounds over 3mm wide.
- 3** Using a suitable roller, 4mm notched trowel or brush, apply **BAL WATERPROOF 1C** over the whole area, including the **BAL SCRIM TAPE**.
- 4** Wall: Using a roller, 4mm notched trowel or brush, apply one coat of **BAL WATERPROOF 1C** to walls but ensuring a min. 0.8mm thickness.
- 5** Floor: Apply **BAL WATERPROOF 1C** to the floor at a min. 1.6mm thickness. NOTE: two coats may be required to achieve the thickness. It is recommended to use two coats to ensure the required thickness.
- 6** Allow membrane to dry for a minimum of 2 hours before tiling with a suitable BAL tile adhesive.

# the one coat solution all the features, none of the faff



Find out more



BAL6200921

**YOU + BAL**

bal-adhesives.com  
  
 @BALtiling

**YOU + BAL**

bal-adhesives.com  
  
 @BALtiling

**YOU + BAL**











bal-adhesives.com  
  
 @BALtiling

# The new one coat waterproofing solution from BAL

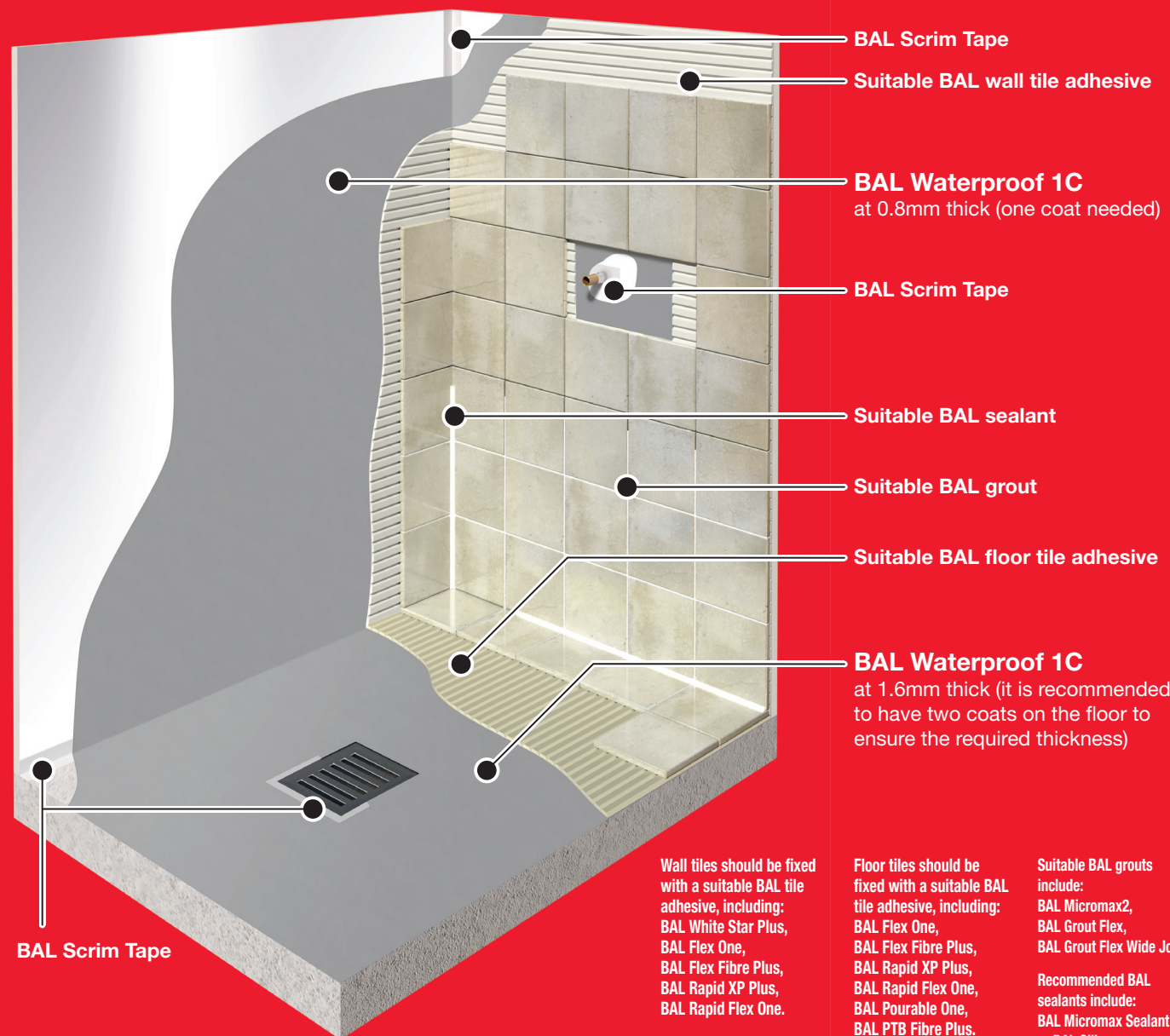
Fully protect showers and bathrooms from water ingress with BAL Waterproof 1C. While tiles are inherently waterproof, adhesive and grout can't prevent water from travelling through the joint and into backgrounds and substrates.

Over time, continued exposure to water may damage your background, resulting in black mould or even total tile installation failure!

**BAL Waterproof 1C provides total one coat protection against water damage and has all the features and none of the faff, including:**

-  **Ability for one coat application**
-  **Can be used without priming**
-  **Ready-mixed – apply straight from the bucket – no mixing or stirring needed!**
-  **Tile on after only two hours for fast track project completion**
-  **Easy to apply with brush, roller, or 4mm notched trowel**
-  **Formulated with Fibre Strand Technology for improved strength**
-  **Crack bridging of 2-3mm without tape**
-  **Lightweight and high yield – excellent coverage up to 6m<sup>2</sup>**
-  **Domestic or commercial internal applications**
-  **Sustainable technology with low VOC and 40% recycled materials**

## Full protection for showers, bathrooms and wet rooms, with coverage up to 6m<sup>2</sup>!



Wall tiles should be fixed with a suitable BAL tile adhesive, including:  
BAL White Star Plus,  
BAL Flex One,  
BAL Flex Fibre Plus,  
BAL Rapid XP Plus,  
BAL Rapid Flex One.

Floor tiles should be fixed with a suitable BAL tile adhesive, including:  
BAL Flex One,  
BAL Flex Fibre Plus,  
BAL Rapid XP Plus,  
BAL Rapid Flex One,  
BAL Pourable One,  
BAL PTB Fibre Plus.

Suitable BAL grouts include:  
BAL Micromax2,  
BAL Grout Flex,  
BAL Grout Flex Wide Joint.

Recommended BAL sealants include:  
BAL Micromax Sealant  
or BAL Silicone.

**YOU + BAL**

bal-adhesives.com  
  
 @BALtiling

## Waterproof 1C – the one coat ready to use solution