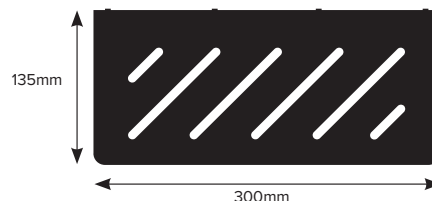


# Metal Shelves

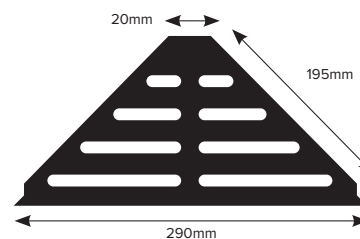
## KBSTS - Straight Tile-In Shelf

Straight lines and elegant designs; The shower shelf range is expanding due to popularity and the Straight Stainless Steel Tile-In shelf is now available in 8 different lavish finishes shared with new designs giving flexibility in positioning and aesthetic for your shower installation.



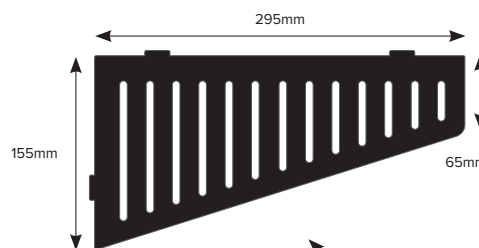
## KBREV - Reversible Shelf

- Premium model
- Grade 304 brushed finish
- 1.5mm wall thickness
- Unique reversible option
- Allows tile finish
- Integral bead to suit 10/12mm tile edge
- Tile-in



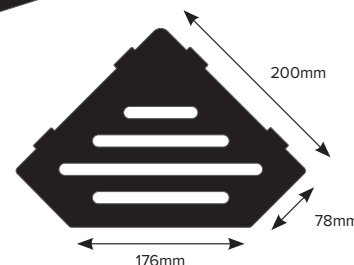
## KBSWS - Wing Shelf

- Tapered corner installation
- Grade 304 finish
- 1.8mm thickness
- Retrofit installation



## KBSDS - Diamond Shelf

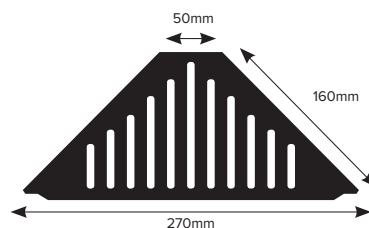
- Symmetrical corner installation
- Grade 304 finish
- 1.8mm thickness
- Retrofit installation



## KBSSS - Retro-Fit Corner Shelf

Stylish shower shelf in brushed stainless steel. Fits in 90° corner. The shelf attaches in the grout joint with silicone - no drilling required! Can be tiled in during installation or fitted retrospectively.

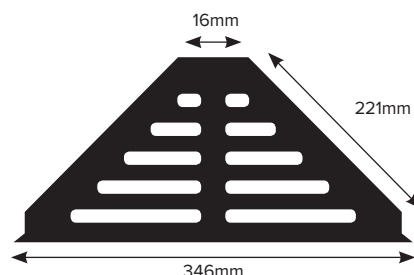
- 1.5mm thick
- No exposed sharp edge
- Stainless steel
- Holes for drainage



## KBSSA - Retro-Fit Corner Shelf

Stylish shower shelf in aluminium. Fits in 90° corner. The shelf attaches in the grout joint with silicone - no drilling required! Can be tiled in during installation or fitted retrospectively.

- 1.7mm thick
- No exposed sharp edge
- Aluminium
- Holes for drainage



### Technical Details

Profiles are available in different anodised finishes and powder coated finishes - All natural Aluminium (Mill Finish) has a oxide film of approx. 0.2 microns, when Mechanically and Chemically polished the anodising process increases this to 5 microns, up-to 20 for the Matt finish and 100 for powder coated.

| Aluminium AA 6063 T6 / UNS A96063 anodised to DIN 17611 |          |
|---|----------|
| Si%   | 0.2-0.6  |
| Fe%   | 0.35     |
| Cu%   | 0.1      |
| Mn%   | 0.1      |
| Mg%   | 0.45-0.9 |
| Zn%   | 0.1      |
| Ti%   | 0.1      |
| Cr%   | 0.1      |
| Al  | Balance  |


Stainless Steel is a corrosion resistant chromium/ nickel alloy steel that is strong and durable with excellent lustre. However, it is not rustproof, particularly in the harsh environment of a swimming pool. Chlorine and bromine used for sanitization are highly caustic chemicals for stainless steel and heat and humidity enhance the corrosiveness of these chemicals. Regular cleaning is the best way to prevent corrosion and add to the service life for your profiles and any other stainless steel equipment. The goal of your cleaning and maintenance program should be to keep the stainless steels protective Chromium oxide layer intact. This is what prevents corrosion. Varying Stages of contamination.

| Stainless Steel AISI 304 / DIN1.4301 Surface BA1 |         |
|--|---------|
| C%   | 0.2-0.6 |
| Mn%  | 2.0     |
| Si%  | 0.1     |
| P%   | 0.75    |
| S%   | 0.045   |
| Cr%  | 0.03    |
| Ni%  | 18-20   |
| N%   | 10.5    |

### Installation

#### KBREV - With Tile

1. Place shelf behind the tiles with the front edge facing upwards.



2. Set tile into the shelf.



3. Seal with silicone.



#### KBREV - Without Tile

1. Place the shelf behind the tiles with the front edge facing downwards.



2. Attach the rest of the tiles on top.



3. Seal with silicone.

#### KBSSS, KBSWS, KBSDS & KBSSA

1. Tile in during installation or retrofit by fixing with silicone into the grout joint.



#### KBSTS

1. Place the shelf behind the tiles with the front edge facing downwards.
2. Attach the rest of the tiles on top.
3. Seal with silicone.



### Available Finishes

|                                      |                   |                   |                     |                     |
|--------------------------------------|-------------------|-------------------|---------------------|---------------------|
|                                      |                   |                   |                     |                     |
| 91 Bright Silver<br>(Aluminium Only) | 102<br>Brushed    | 117<br>Matt Black | 187<br>Gold         | 190<br>Brushed Gold |
|                                      |                   |                   |                     |                     |
| 411<br>Granite                       | 414<br>Bath Stone | 425<br>Sand Stone | 435<br>Dark Granite |                     |

